

SIGNATURE SERIES Collets & Guide Bushings



Introducing GenSwiss' Signature Series Collets and Guide Bushings. Our collection of precision ground collets and guide bushings provides your stock material with exceptional stability. Get the dependability that you require when rigidity and repeatability are paramount. GenSwiss Signature Series Collets and Guide Bushings have got you covered from the moment that your bar stock enters the machine.

- **Barfeed collets, sub-spindle collets, guide bushings**
- **Minimize the risk of error in your runs**
- **Regular & extended nose**
- **Available for all major machine models**

GenSwiss #	Product Type
1100-XXXXXX	Sub-Spindle Collets
1110-XXXXXX	Guide Bushings
1120-XXXXXX	Emergency Collets
1130-XXXXXX	Barfeed Collets

Steel Emergency Collet - Standard Nose

Standard	Item No.	Description
TF15	1120-000100	EMC-TF15 Steel Emergency Collet
TF16	1120-000101	EMC-TF16 Steel Emergency Collet
TF20	1120-000102	EMC-TF20 Steel Emergency Collet
TF25	1120-000103	EMC-TF25 Steel Emergency Collet
TF30	1120-000104	EMC-TF30 Steel Emergency Collet
TF37	1120-000105	EMC-TF37SP Steel Emergency Collet



Call for additional sizes and extended nose emergency collets.

Headstock Collet

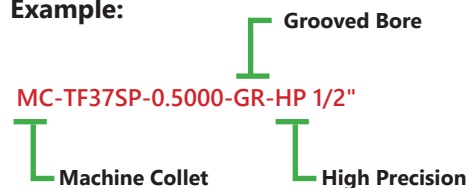
Grooved, High Precision

Standard	Bore Size	Item No.	Description	Material
TF15	1/8in	1100-000100	MC-TF15-0.1250-GR-HP: 1/8"	Steel
	1/4in	1100-000101	MC-TF15-0.2500-GR-HP: 1/4"	Steel
	3/8in	1100-000102	MC-TF15-0.3750-GR-HP: 3/8"	Steel
TF16	1/8in	1100-000103	MC-TF16-0.1250-GR-HP: 1/8"	Steel
	5/32in	1100-000220	MC-TF16-0.1563-GR-HP: 5/32"	Steel
	5/32in	1100-000223	MC-TF20-0.1563-GR-HP: 5/32"	Steel
	5/32in	1100-000227	MC-TF25-0.1563-GR-HP: 5/32"	Steel
	3/16in	1100-000219	MC-TF16-0.1875-GR-HP: 3/16"	Steel
	1/4in	1100-000104	MC-TF16-0.2500-GR-HP: 1/4"	Steel
	7mm	1100-000221	MC-TF16-0.2756-GR-HP: 7mm	Steel
	3/8in	1100-000105	MC-TF16-0.3750-GR-HP: 3/8"	Steel
	1/2in	1100-000106	MC-TF16-0.5000-GR-HP: 1/2"	Steel
	TF20	1/8in	1100-000107	MC-TF20-0.1250-GR-HP: 1/8"
3/16in		1100-000224	MC-TF20-0.1875-GR-HP: 3/16"	Steel
1/4in		1100-000108	MC-TF20-0.2500-GR-HP: 1/4"	Steel
7mm		1100-000225	MC-TF20-0.2756-GR-HP: 7mm	Steel
3/8in		1100-000109	MC-TF20-0.3750-GR-HP: 3/8"	Steel
1/2in		1100-000110	MC-TF20-0.5000-GR-HP: 1/2"	Steel
TF25	5/8in	1100-000111	MC-TF20-0.6250-GR-HP: 5/8"	Steel
	3/16in	1100-000201	MC-TF25-0.1875-GR-HP: 3/16"	Steel
	1/4in	1100-000112	MC-TF25-0.2500-GR-HP: 1/4"	Steel
	7mm	1100-000206	MC-TF25-0.2756-GR-HP: 7mm	Steel
	3/8in	1100-000113	MC-TF25-0.3750-GR-HP: 3/8"	Steel
	7/16in	1100-000203	MC-TF25-0.4375-GR-HP: 7/16"	Steel
	1/2in	1100-000114	MC-TF25-0.5000-GR-HP: 1/2"	Steel
	9/16in	1100-000204	MC-TF25-0.5625-GR-HP: 9/16"	Steel
	5/8in	1100-000115	MC-TF25-0.6250-GR-HP: 5/8"	Steel
	11/16in	1100-000205	MC-TF25-0.6875-GR-HP: 11/16"	Steel
	3/4in	1100-000116	MC-TF25-0.7500-GR-HP: 3/4"	Steel

Nomenclature

MB - Machine Bushing	SB - Smooth Bore
MC - Machine Collet	GR - Grooved
HP - High Precision	EN - Extended Nose
	ENT - Extended Nose Taper

Example:



Headstock Collet

Grooved, High Precision

Standard	Bore Size	Item No.	Description	Material
TF30	1/4in	1100-000117	MC-TF30-0.2500-GR-HP: 1/4"	Steel
	3/8in	1100-000118	MC-TF30-0.3750-GR-HP: 3/8"	Steel
	1/2in	1100-000119	MC-TF30-0.5000-GR-HP: 1/2"	Steel
	5/8in	1100-000120	MC-TF30-0.6250-GR-HP: 5/8"	Steel
	3/4in	1100-000121	MC-TF30-0.7500-GR-HP: 3/4"	Steel
	7/8in	1100-000122	MC-TF30-0.8750-GR-HP: 7/8"	Steel
	1.0in	1100-000123	MC-TF30-1.0000-GR-HP: 1.0"	Steel
TF37-SP	1/4in	1100-000124	MC-TF37SP-0.2500-GR-HP: 1/4"	Steel
	7mm	1100-000228	MC-TF37SP-0.2756-GR-HP: 7mm	Steel
	8mm	1100-000229	MC-TF37SP-0.3149-GR-HP: 8mm	Steel
	3/8in	1100-000125	MC-TF37SP-0.3750-GR-HP: 3/8"	Steel
	1/2in	1100-000126	MC-TF37SP-0.5000-GR-HP: 1/2"	Steel
	5/8in	1100-000127	MC-TF37SP-0.6250-GR-HP: 5/8"	Steel
	3/4in	1100-000128	MC-TF37SP-0.7500-GR-HP: 3/4"	Steel
	7/8in	1100-000129	MC-TF37SP-0.8750-GR-HP: 7/8"	Steel
	1.0in	1100-000130	MC-TF37SP-1.0000-GR-HP: 1.0"	Steel
	1-1/8in	1100-000131	MC-TF37SP-1.1250-GR-HP: 1-1/8"	Steel
1-1/4in	1100-000132	MC-TF37SP-1.2500-GR-HP: 1-1/4"	Steel	

Nomenclature

MB - Machine Bushing	SB - Smooth Bore
MC - Machine Collet	GR - Grooved
HP - High Precision	EN - Extended Nose
	ENT - Extended Nose Taper

Example:

MC-TF37SP-0.5000-GR-HP 3/8"

Machine Collet Grooved Bore High Precision

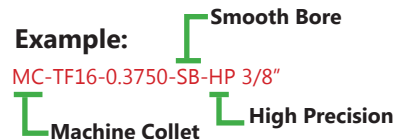
Sub-Spindle - Standard Nose

Smooth Bore, High Precision

Standard	Bore Size	Item No.	Description	Material
TF15	1/8in	1100-000133	MC-TF15-0.1250-SB-HP: 1/8"	Steel
	1/4in	1100-000134	MC-TF15-0.2500-SB-HP: 1/4"	Steel
	3/8in	1100-000135	MC-TF15-0.3750-SB-HP: 3/8"	Steel
TF16	1/8in	1100-000139	MC-TF16-0.1250-SB-HP: 1/8"	Steel
	1/4in	1100-000140	MC-TF16-0.2500-SB-HP: 1/4"	Steel
	8mm	1100-000222	MC-TF16-0.3149-GR-HP: 8mm	Steel
	3/8in	1100-000141	MC-TF16-0.3750-SB-HP: 3/8"	Steel
	1/2in	1100-000142	MC-TF16-0.5000-SB-HP: 1/2"	Steel
TF20	1/8in	1100-000147	MC-TF20-0.1250-SB-HP: 1/8"	Steel
	1/4in	1100-000148	MC-TF20-0.2500-SB-HP: 1/4"	Steel
	8mm	1100-000226	MC-TF20-0.3149-GR-HP: 8mm	Steel
	3/8in	1100-000149	MC-TF20-0.3750-SB-HP: 3/8"	Steel
	1/2in	1100-000150	MC-TF20-0.5000-SB-HP: 1/2"	Steel
	5/8in	1100-000151	MC-TF20-0.6250-SB-HP: 5/8"	Steel
TF25	3/16in	1100-000208	MC-TF25-0.1875-SB-HP: 3/16"	Steel
	1/4in	1100-000157	MC-TF25-0.2500-SB-HP: 1/4"	Steel
	7mm	1100-000213	MC-TF25-0.2756-SB-HP: 7mm	Steel
	5/16in	1100-000202	MC-TF25-0.3125-GR-HP: 5/16	Steel
	5/16in	1100-000209	MC-TF25-0.3125-SB-HP: 5/16	Steel
	8mm	1100-000207	MC-TF25-0.3149-GR-HP: 8mm	Steel
	8mm	1100-000214	MC-TF25-0.3149-SB-HP: 8mm	Steel
	3/8in	1100-000158	MC-TF25-0.3750-SB-HP: 3/8"	Steel
	7/16in	1100-000210	MC-TF25-0.4375-SB-HP: 7/16	Steel
	1/2in	1100-000159	MC-TF25-0.5000-SB-HP: 1/2"	Steel
	9/16in	1100-000211	MC-TF25-0.5625-SB-HP: 9/16"	Steel
	5/8in	1100-000160	MC-TF25-0.6250-SB-HP: 5/8"	Steel
	11/16in	1100-000212	MC-TF25-0.6875-SB-HP: 11/16"	Steel
3/4in	1100-000161	MC-TF25-0.7500-SB-HP: 3/4"	Steel	
TF30	1/8in	1100-000168	MC-TF30-0.3750-SB-HP: 1/8"	Steel
	1/4in	1100-000167	MC-TF30-0.2500-SB-HP: 1/4"	Steel
	1/2in	1100-000169	MC-TF30-0.5000-SB-HP: 1/2"	Steel
	5/8in	1100-000170	MC-TF30-0.6250-SB-HP: 5/8"	Steel
	3/4in	1100-000171	MC-TF30-0.7500-SB-HP: 3/4"	Steel
	7/8in	1100-000172	MC-TF30-0.8750-SB-HP: 7/8"	Steel
	1.0in	1100-000173	MC-TF30-1.0000-SB-HP: 1.0"	Steel
TF37	1/4in	1100-000181	MC-TF37SP-0.2500-SB-HP: 1/4"	Steel
	3/8in	1100-000182	MC-TF37SP-0.3750-SB-HP: 3/8"	Steel
	0.397in	1100-000190	MC-TF37SP-0.3970-SB-HP: 0.397"	Steel
	1/2in	1100-000183	MC-TF37SP-0.5000-SB-HP: 1/2"	Steel
	5/8in	1100-000184	MC-TF37SP-0.6250-SB-HP: 5/8"	Steel
	18mm	1100-000200	MC-TF37-SP-0.7086-SM-HP: 18mm	Steel
	3/4in	1100-000185	MC-TF37SP-0.7500-SB-HP: 3/4"	Steel
	7/8in	1100-000186	MC-TF37SP-0.8750-SB-HP: 7/8"	Steel
	1.0in	1100-000187	MC-TF37SP-1.0000-SB-HP: 1.0"	Steel
	1-1/8in	1100-000188	MC-TF37SP-1.1250-SB-HP: 1-1/8"	Steel
1-1/4in	1100-000189	MC-TF37SP-1.2500-SB-HP: 1-1/4"	Steel	

Nomenclature

MB - Machine Bushing	SB - Smooth Bore
MC - Machine Collet	GR - Grooved
HP - High Precision	EN - Extended Nose
	ENT - Extended Nose Taper

Example:  **Smooth Bore**
MC-TF16-0.3750-SB-HP 3/8"
Machine Collet **High Precision**

Sub-Spindle Collet - Extended Nose

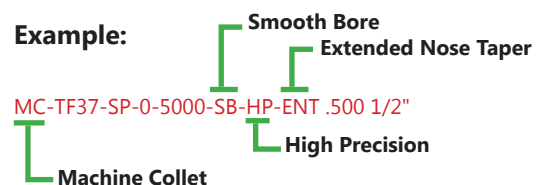
Smooth Bore, High Precision

Standard	Extension Length	Bore Size	Tapered	Item No.	Description	Material
TF15	.250in	1/8in	Yes	1100-000136	MC-TF15-0.1250-SB-HP-ENT: .250 1/8"	Steel
	.250in	1/4in	Yes	1100-000137	MC-TF15-0.2500-SB-HP-ENT: .250 1/4"	Steel
	.250in	3/8in	Yes	1100-000138	MC-TF15-0.3750-SB-HP-ENT: .250 3/8"	Steel
TF16	.250in	.052in	Yes	1100-000215	MC-TF16-0.1250-SB-HP-ENT: .250 .052"	Steel
	.375in	3/16in	Yes	1100-000218	MC-TF16-0.038-SB-HP-ENT .375: 3/16"	Steel
	.375in	1/4in	Yes	1100-000144	MC-TF16-0.2500-SB-HP-ENT: .375 1/4"	Steel
	.375in	3/8in	Yes	1100-000145	MC-TF16-0.3750-SB-HP-ENT: .375 3/8"	Steel
	.375in	1/2in	Yes	1100-000146	MC-TF16-0.5000-SB-HP-ENT: .375 1/2"	Steel
TF20	.250in	1/8in	Yes	1100-000215	MC-TF20-0.1250-SB-HP-ENT: .375 1/8"	Steel
	.375in	1/8in	Yes	1100-000152	MC-TF20-0.1250-SB-HP-ENT: .375 1/8"	Steel
	.375in	1/4in	Yes	1100-000153	MC-TF20-0.2500-SB-HP-ENT: .375 1/4"	Steel
	.375in	3/8in	Yes	1100-000154	MC-TF20-0.3750-SB-HP-ENT: .375 3/8"	Steel
	.375in	1/2in	Yes	1100-000155	MC-TF20-0.5000-SB-HP-ENT: .375 1/2"	Steel
	.375in	5/8in	Yes	1100-000156	MC-TF20-0.6250-SB-HP-ENT: .375 5/8"	Steel
TF25	.375in	1/4in	Yes	1100-000162	MC-TF25-0.2500-SB-HP-ENT: .375 1/4"	Steel
	.375in	3/8in	Yes	1100-000163	MC-TF25-0.3750-SB-HP-ENT: .375 3/8"	Steel
	.375in	1/2in	Yes	1100-000164	MC-TF25-0.5000-SB-HP-ENT: .375 1/2"	Steel
	.375in	5/8in	Yes	1100-000165	MC-TF25-0.6250-SB-HP-ENT: .375 5/8"	Steel
	.375in	3/4in	No	1100-000166	MC-TF25-0.7500-SB-HP-EN: .375 3/4"	Steel
TF30	.500in	1/4in	Yes	1100-000174	MC-TF30-0.2500-SB-HP-ENT: .500 1/4"	Steel
	.500in	3/8in	Yes	1100-000175	MC-TF30-0.3750-SB-HP-ENT: .500 3/8"	Steel
	.500in	1/2in	Yes	1100-000176	MC-TF30-0.5000-SB-HP-ENT: .500 1/2"	Steel
	.500in	5/8in	Yes	1100-000177	MC-TF30-0.6250-SB-HP-ENT: .500 5/8"	Steel
	.500in	3/4in	Yes	1100-000178	MC-TF30-0.7500-SB-HP-ENT: .500 3/4"	Steel
	.500in	7/8in	Yes	1100-000179	MC-TF30-0.8750-SB-HP-ENT: .500 7/8"	Steel
	.500in	1.0in	No	1100-000180	MC-TF30-1.0000-SB-HP-EN: .500 1.0"	Steel
TF37	.500in	1/4in	Yes	1100-000191	MC-TF37SP-0.2500-SB-HP-ENT: .500 1/4"	Steel
	.500in	3/8in	Yes	1100-000192	MC-TF37SP-0.3750-SB-HP-ENT: .500 3/8"	Steel
	.500in	1/2in	Yes	1100-000193	MC-TF37SP-0.5000-SB-HP-ENT: .500 1/2"	Steel
	.500in	5/8in	Yes	1100-000194	MC-TF37SP-0.6250-SB-HP-ENT: .500 5/8"	Steel
	.500in	3/4in	Yes	1100-000195	MC-TF37SP-0.7500-SB-HP-ENT: .500 3/4"	Steel
	.500in	7/8in	Yes	1100-000196	MC-TF37SP-0.8750-SB-HP-ENT: .500 7/8"	Steel
	.500in	1.0in	Yes	1100-000197	MC-TF37SP-1.0000-SB-HP-ENT: .500 1.0"	Steel
	.500in	1-1/8in	Yes	1100-000198	MC-TF37SP-1.1250-SB-HP-EN: .500 1-1/8"	Steel
	.500in	1-1/4in	No	1100-000199	MC-TF37SP-1.2500-SB-HP-EN: .500 1-1/4"	Steel

Nomenclature

MB - Machine Bushing	SB - Smooth Bore
MC - Machine Collet	GR - Grooved
HP - High Precision	EN - Extended Nose
	ENT - Extended Nose Taper

Example:



Carbide Guide Bushing

High Precision

Standard	Bore Size	Item No.	Description
TD7	1/8in	1110-000133	MB-TD7-0.1250-HP: 1/8" Carbide Guide Bushing
	3/16in	1110-000134	MB-TD7-0.1875-HP: 3/16" Carbide Guide Bushing
	1/4in	1110-000135	MB-TD7-0.2500-HP: 1/4" Carbide Guide Bushing
TD10	1/8in	1110-000100	MB-TD10-0.1250-HP: 1/8" Carbide Guide Bushing
	1/4in	1110-000101	MB-TD10-0.2500-HP: 1/4" Carbide Guide Bushing
	3/8in	1110-000102	MB-TD10-0.3750-HP: 3/8" Carbide Guide Bushing
SD125R	1/8in	1110-000103	MB-SD125R-0.1250-HP: 1/8" Carbide Guide Bushing
	5/32in	1110-000168	MB-SD125R-0.1563-HP: 5/32" Carbide Guide Bushing
	3/16in	1110-000156	MB-SD125R-0.1875-HP 3/16"" Carbide Guide Bushing
	1/4in	1110-000104	MB-SD125R-0.2500-HP: 1/4" Carbide Guide Bushing
	7mm	1110-000155	MB-SD125R-0.2765-HP: 7mm Carbide Guide Bushing
	5/16in	1110-000157	MB-SD125R-0.3125-HP 5/16"" Carbide Guide Bushing
	8mm	1110-000169	MB-SD125R-0.3149-HP: 8mm Carbide Guide Bushing
	3/8in	1110-000105	MB-SD125R-0.3750-HP: 3/8" Carbide Guide Bushing
	7/16in	1110-000158	MB-SD125R-0.4375-HP 7/16"" Carbide Guide Bushing
	1/2in	1110-000106	MB-SD125R-0.5000-HP: 1/2" Carbide Guide Bushing
0201	1/8in	1110-000107	MB-0201-0.1250-HP: 1/8" Carbide Guide Bushing
	5/32in	1110-000170	MB-TD25NS-0.1563-HP: 5/32" Carbide Guide Bushing
	3/16in	1110-000136	MB-TD25NS-0.1875-HP: 3/16 Carbide Guide Bushing
	.190in	1110-000178	MB-TD25NS-0.1900-HP: .190" Carbide Guide Bushing
	4.9mm	1110-000179	MB-TD25NS-0.1929-HP: 4.9mm Carbide Guide Bushing
	1/4in	1110-000108	MB-0201-0.2500-HP: 1/4" Carbide Guide Bushing
	7mm	1110-000142	MB-TD25NS-0.2756-HP: 7mm Carbide Guide Bushing
	5/16in	1110-000137	MB-TD25NS-0.3125-HP: 5/16 Carbide Guide Bushing
	8mm	1110-000141	MB-TD25NS-0.3149-HP: 8mm Carbide Guide Bushing
	3/8in	1110-000109	MB-0201-0.3750-HP: 3/8" Carbide Guide Bushing
	7/16in	1110-000138	MB-TD25NS-0.4375-HP: 7/16 Carbide Guide Bushing
	1/2in	1110-000110	MB-0201-0.5000-HP: 1/2" Carbide Guide Bushing
	9/16in	1110-000139	MB-TD25NS-0.5625-HP: 9/16 Carbide Guide Bushing
	5/8in	1110-000111	MB-0201-0.6250-HP: 5/8" Carbide Guide Bushing
	11/16in	1110-000140	MB-TD25NS-0.6875-HP: 11/16 Carbide Guide Bushing
3/4in	1110-000116	MB-TD25NS-0.7500-HP: 3/4" Carbide Guide Bushing	

Nomenclature

MB - Machine Bushing	SB - Smooth Bore
MC - Machine Collet	GR - Grooved
HP - High Precision	EN - Extended Nose
	ENT - Extended Nose Taper

Example:

MB-TD10-0.2500-HP 1/4" Carbide Guide Bushing



Carbide Guide Bushing

High Precision

Standard	Bore Size	Item No.	Description
TD25	5/32in	1110-000170	MB-TD25NS-0.1563-HP: 5/32" Carbide Guide Bushing
	3/16in	1110-000136	MB-TD25NS-0.1875-HP: 3/16 Carbide Guide Bushing
	.190in	1110-000178	MB-TD25NS-0.1900-HP: .190" Carbide Guide Bushing
	4.9mm	1110-000179	MB-TD25NS-0.1929-HP: 4.9mm Carbide Guide Bushing
	1/4in	1110-000112	MB-TD25NS-0.2500-HP: 1/4" Carbide Guide Bushing
	7mm	1110-000142	MB-TD25NS-0.2756-HP: 7mm Carbide Guide Bushing
	5/16in	1110-000137	MB-TD25NS-0.3125-HP: 5/16 Carbide Guide Bushing
	8mm	1110-000141	MB-TD25NS-0.3149-HP: 8mm Carbide Guide Bushing
	3/8in	1110-000113	MB-TD25NS-0.3750-HP: 3/8" Carbide Guide Bushing
	7/16in	1110-000138	MB-TD25NS-0.4375-HP: 7/16 Carbide Guide Bushing
	1/2in	1110-000114	MB-TD25NS-0.5000-HP: 1/2" Carbide Guide Bushing
	9/16in	1110-000139	MB-TD25NS-0.5625-HP: 9/16 Carbide Guide Bushing
	5/8in	1110-000115	MB-TD25NS-0.6250-HP: 5/8" Carbide Guide Bushing
	11/16in	1110-000140	MB-TD25NS-0.6875-HP: 11/16 Carbide Guide Bushing
	3/4in	1110-000116	MB-TD25NS-0.7500-HP: 3/4" Carbide Guide Bushing
CD25	1/4in	1110-000117	MB-CD25-0.2500-HP: 1/4" Carbide Guide Bushing
	3/8in	1110-000118	MB-CD25-0.3750-HP: 3/8" Carbide Guide Bushing
	1/2in	1110-000119	MB-CD25-0.5000-HP: 1/2" Carbide Guide Bushing
	5/8in	1110-000120	MB-CD25-0.6250-HP: 5/8" Carbide Guide Bushing
	3/4in	1110-000121	MB-CD25-0.7500-HP: 3/4" Carbide Guide Bushing
	7/8in	1110-000122	MB-CD25-0.8750-HP: 7/8" Carbide Guide Bushing
	1.0in	1110-000123	MB-CD25-1.0000-HP: 1.0" Carbide Guide Bushing
TD32	5/32in	1110-000163	MB-TD32-0.1563-HP: 5/32" Carbide Guide Bushing
	3/16in	1110-000172	MB-TD32-0.1875-HP: 3/16 Carbide Guide Bushing
	1/4in	1110-000124	MB-TD32-0.2500-HP: 1/4" Carbide Guide Bushing
	7mm	1110-000173	MB-TD32-0.2756-HP: 7mm Carbide Guide Bushing
	8mm	1110-000174	MB-TD32-0.3149-HP: 8mm Carbide Guide Bushing
	3/8in	1110-000125	MB-TD32-0.3750-HP: 3/8" Carbide Guide Bushing
	7/16in	1110-000175	MB-TD32-0.4375-HP: 7/16" Carbide Guide Bushing
	1/2in	1110-000126	MB-TD32-0.5000-HP: 1/2" Carbide Guide Bushing
	9/16in	1110-000176	MB-TD32-0.5625-HP: 9/16" Carbide Guide Bushing
	5/8in	1110-000127	MB-TD32-0.6250-HP: 5/8" Carbide Guide Bushing
	3/4in	1110-000128	MB-TD32-0.7500-HP: 3/4" Carbide Guide Bushing
	7/8in	1110-000129	MB-TD32-0.8750-HP: 7/8" Carbide Guide Bushing
	1.0in	1110-000130	MB-TD32-1.0000-HP: 1.0" Carbide Guide Bushing
	1-1/8in	1110-000131	MB-TD32-1.1250-HP: 1-1/8" Carbide Guide Bushing
1-1/4in	1110-000132	MB-TD32-1.2500-HP: 1-1/4" Carbide Guide Bushing	

Nomenclature	
MB - Machine Bushing	SB - Smooth Bore
MC - Machine Collet	GR - Grooved
HP - High Precision	EN - Extended Nose
	ENT - Extended Nose Taper

Example:

MB-TD10-0.2500-HP 1/4" Carbide Guide Bushing



Barfeed Collets

Barfeeder Model	Range	Bore Size	Item No.	Description
CAV12M-IS	.078 - .334in	0.125in	1130-000100	MCB CAV FC10DL-IS: .125 Barfeed Collet
		0.222in	1130-000125	MCB CAV FC10DL-IS: .222 Barfeed Collet
		0.250in	1130-000101	MCB CAV FC10DL-IS: .250 Barfeed Collet
	.334 - .413in	.187in	1130-000143	MCB CAV FC12DL .187 Barfeed Collet
		0.25in	1130-000102	MCB CAV FC12DL: .250 Barfeed Collet
		0.276in	1130-000144	MCB CAV FC12DL .276 Barfeed Collet
		8.0mm	1130-000103	MCB CAV FC12DL: 8mm Barfeed Collet
		0.312in	1130-000145	MCB CAV FC12DL .312 Barfeed Collet
		0.375in	1130-000104	MCB CAV FC12DL: .375 Barfeed Collet
		CAV16/20L-IS	.118 - .546in	0.125in
0.156in	1130-000139			MCB CAV CIT15NF .156 Barfeed Collet
0.187in	1130-000140			MCB CAV CIT15NF .187 Barfeed Collet
0.25in	1130-000106			MCB CAV CIT15NF: .250 Barfeed Collet
0.276in	1130-000141			MCB CAV CIT15NF .276 Barfeed Collet
0.312in	1130-000142			MCB CAV CIT15NF .312 Barfeed Collet
8.0mm	1130-000107			MCB CAV CIT15NF: 8mm Barfeed Collet
0.375in	1130-000108			MCB CAV CIT15NF: .375 Barfeed Collet
0.5in	1130-000109			MCB CAV CIT15NF: .500 Barfeed Collet
.546 - .629in	0.5in		1130-000110	MCB CAV CIT17NF: .500 Barfeed Collet
CAV20L-IS	.629 - .669in	0.625in	1130-000111	MCB CAV CIT17NF: .625 Barfeed Collet
		0.3125in	1130-000138	MCB CAV CIT19NF .3125 Barfeed Collet
	.669 - .748in	0.75in	1130-000112	MCB CAV CIT21NF: .750 Barfeed Collet
CAV	.625 - 1.140in	0.625in	1130-000113	MCB CAV FC32NF: .625 Barfeed Collet
		0.75in	1130-000114	MCB CAV FC32NF: .750 Barfeed Collet
		0.875in	1130-000115	MCB CAV FC32NF: .875 Barfeed Collet
		1.0in	1130-000116	MCB CAV FC32NF: 1.00 Barfeed Collet
		1.125in	1130-000117	MCB CAV FC32NF: 1-1/8 Barfeed Collet
IEMCA Mini Boss 325, BOS 542, CH112, CH225	4 - 10mm	0.312in	1130-000126	MCB IEM#12: .312 Barfeed Collet
		0.375in	1130-000127	MCB IEM#12: .375. Barfeed Collet
	7 - 18mm	0.25in	1130-000118	MCB IEM#20: .250 Barfeed Collet
		0.276in	1130-000153	MCB IEM#20: .276 Barfeed Collet
		0.375in	1130-000119	MCB IEM#20: .375 Barfeed Collet
		0.437in	1130-000128	MCB IEM#20: .437 Barfeed Collet
		0.5in	1130-000120	MCB IEM#20: .500 Barfeed Collet
	8 - 21mm	0.562in	1130-000129	MCB IEM#20: .562Barfeed Collet
		0.625in	1130-000130	MCB IEM#23: .625 Barfeed Collet
		0.687in	1130-000131	MCB IEM#23: .687 Barfeed Collet
		0.750in	1130-000132	MCB IEM#23: .750 Barfeed Collet
		0.812in	1130-000133	MCB IEM#23: .812 Barfeed Collet
	8 - 23mm	0.75in	1130-000122	MCB IEM#25: .750 Barfeed Collet
		0.875in	1130-000134	MCB IEM#25: .875 Barfeed Collet
	10 - 30mm	1.0in	1130-000123	MCB IEM#32: 1.000 Barfeed Collet
		1.046in	1130-000135	MCB IEM#32: 1.046 Barfeed Collet
		1.109in	1130-000136	MCB IEM#32: 1.109 Barfeed Collet
		1.181in	1130-000137	MCB IEM#32: 1.181 Barfeed Collet
		1.125in	1130-000124	MCB IEM#32: 1.125 Barfeed Collet